

ADF&G Bethel Test Fish Data

Webpage Directions

Step 1: Type or copy/ paste into the browser:

<http://www.adfg.alaska.gov/index.cfm?adfg=commercialbyareakuskokwim.salmon>

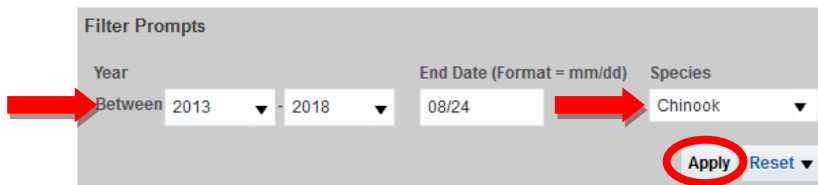
Step 2: Click on **Fish Counts**:



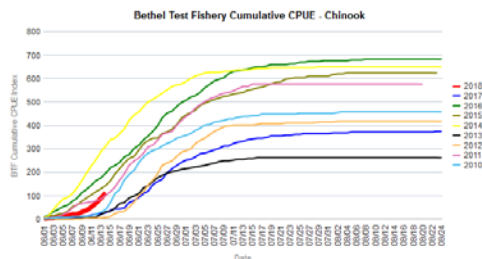
Step 3: Click on **Bethel Test Fish Data**:



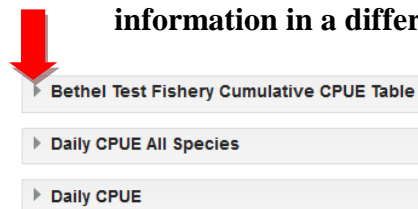
Step 4: In the gray box entitled **Filter Prompts**, use the downward arrows to choose the years and species you would like to view. Then click Apply.



You will see the graph below depending on the years and species you have selected.



Step 5: Scroll down to the bottom of the page. Click on the small arrow ► to view the selected information in a different format.



Please contact ADF&G at 907-543-2433 if you have questions or experience problems using this webpage. Thank you!

Updated 06/15/2018

