

ADF&G Escapement Monitoring Data

Webpage Directions

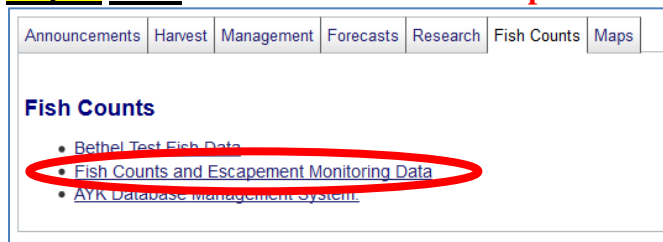
Step 1: Type or copy/ paste into the browser:

<http://www.adfg.alaska.gov/index.cfm?adfg=commercialbyareakuskokwim.salmon>

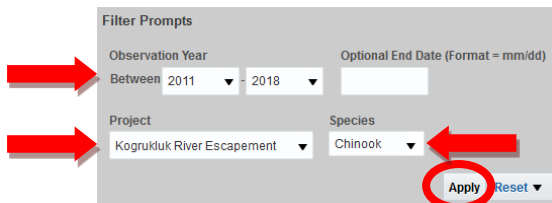
Step 2: Click on **Fish Counts**:



Step 3: Click on **Fish Counts and Escapement Monitoring Data**:



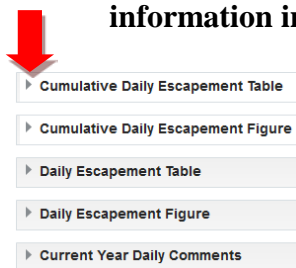
Step 4: In the gray box entitled **Filter Prompts**, use the downward arrows to choose the years, project (weir) and species you would like to view. Then click Apply.



You will see the table below depending on the years, project, and species you have selected.

KogrukluK River Weir Chinook Salmon						
	2011	2013	2014	2015	2016	2017
Season Totals	6,731	1,819	3,732	8,081	7,056	10,004

Step 5: Scroll down to the bottom of the page. Click on the small arrow ► to view the selected information in a different format.



Please contact ADF&G at 907-543-2433 if you have questions or experience problems using this webpage. Thank you!

Updated 06/15/2018

